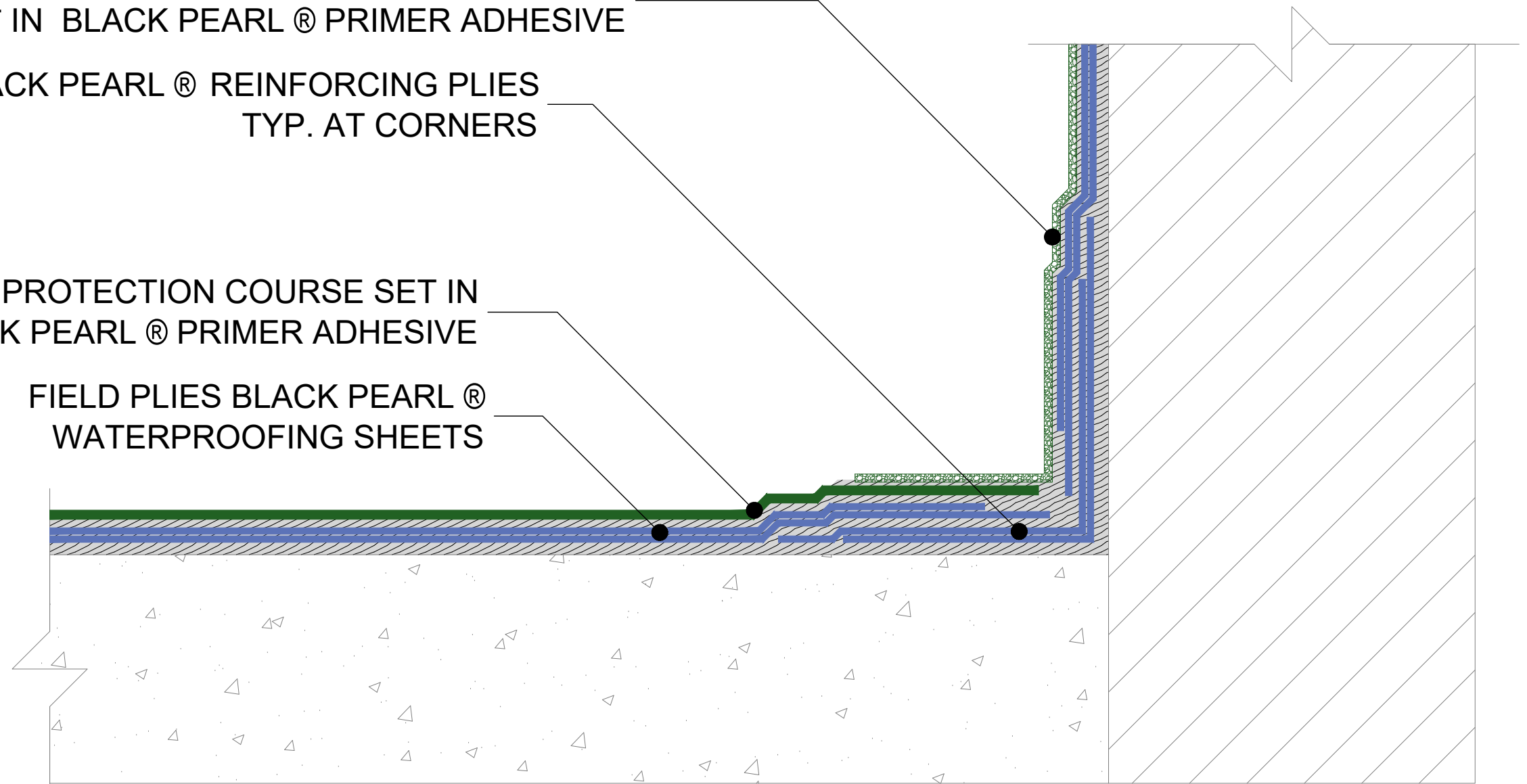


IF FLASHING IS EXPOSED, INSTALL RAM 306 GRANULATED FLASHING,
SET IN BLACK PEARL® PRIMER ADHESIVE

BLACK PEARL® REINFORCING PLIES
TYP. AT CORNERS

PROTECTION COURSE SET IN
BLACK PEARL® PRIMER ADHESIVE

FIELD PLIES BLACK PEARL®
WATERPROOFING SHEETS



PREP

CONCRETE DECKS MUST BE MADE REASONABLE SMOOTH, DRY, FREE OF DIRT, LAITANCE, CURING AGENTS, DEBRIS AND OTHER CONTAMINANTS.

CLEAN

ALL PIPE PENETRATIONS (METAL OR PVC) SHOULD BE CLEANED AND FREE FROM ANY SURFACE CONTAMINANTS OR RUST.

BLACK PEARL - System Information

Black Pearl Primer Adhesive

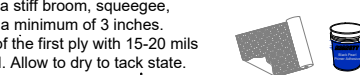
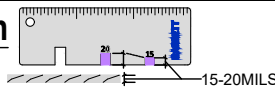
Apply 15-20 mils of Black Pearl® Primer Adhesive with a non-serrated straight edge squeegee at the rate of 45 sq. ft./gal. Allow it to dry to a tacky condition (approximately 20 minutes) before installing the Black Pearl® Sheet Membrane.

Black Pearl Primer Adhesive

Rub the sheet into the Black Pearl® Primer Adhesive with a stiff broom, squeegee, hand garden roller, or similar method. Lap all edge seams a minimum of 3 inches. Stagger all end laps a minimum of 6 inches. Coat the top of the first ply with 15-20 mils of Black Pearl® Primer Adhesive at the rate of 45 sq.ft./gal. Allow to dry to tack state.

Black Pearl Primer Adhesive
Black Pearl Sheet Membrane

Smoothly embed the second ply, offsetting the side laps of the first ply by half a sheet's width. Any "Fishmouths" or wrinkles in the fabric need to be cut out and detailed.



RT250 - Additional Product Information and Components

Black Pearl Primer Adhesive

Black Pearl Butyle Tape

Ram Protection Course (Ram 203,306,306FR)

BUTYL OR POLYURETHANE SEALANT
Ram Mastic, Keene Seal or Liquid Flash 100

RamDrain Drainage Mat



THE BARRETT COMPANY

www.BarrettRoofs.com
☎: 1-800-647-0100

DRAWN BY:	LDS	SYSTEM:	BLACK PEARL
DATE:	12.02.2024	CATAGORY:	BF
DETAIL NAME:	TYPICAL BASE FLASHING	BASE FLASHING	
		DETAIL #:	BP-BF-01