

DRAINAGE MAT OVER PROTECTION COURSE ON SLOPED STRUCTURAL SLABS

HEAVY DUTY PROTECTION COURSE SET IN BLACK PEARL PRIMER ADHESIVE

(2) PLYS  
BLACK PEARL  
WATERPROOFING  
SHEETS


REINFORCED CONCRETE SLAB

**PREP**



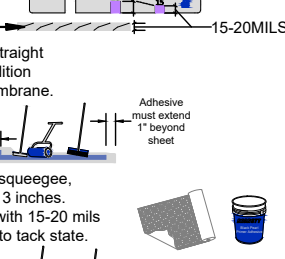
CONCRETE DECKS MUST BE MADE REASONABLE SMOOTH, DRY, FREE OF DIRT, LAITANCE, CURING AGENTS, DEBRIS AND OTHER CONTAMINANTS.

**CLEAN**



ALL PIPE PENETRATIONS (METAL OR PVC) SHOULD BE CLEANED AND FREE FROM ANY SURFACE CONTAMINANTS OR RUST.

**BLACK PEARL - System Information**

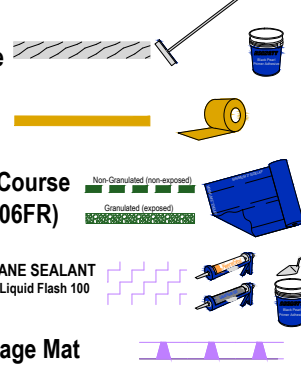


**Black Pearl Primer Adhesive**  
Apply 15-20 mils of Black Pearl® Primer Adhesive with a non-serrated straight edge squeegee at the rate of 45 sq. ft./gal. Allow it to dry to a tacky condition (approximately 20 minutes) before installing the Black Pearl® Sheet Membrane.

**Black Pearl Primer Adhesive**  
**Black Pearl Sheet Membrane**  
Rub the sheet into the Black Pearl® Primer Adhesive with a stiff broom, squeegee, hand garden roller, or similar method. Lap all edge seams a minimum of 3 inches. Stagger all end laps a minimum of 6 inches. Coat the top of the first ply with 15-20 mils of Black Pearl® Primer Adhesive at the rate of 45 sq.ft./gal. Allow to dry to tack state.

**Black Pearl Primer Adhesive**  
**Black Pearl Sheet Membrane**  
Smoothly embed the second ply, offsetting the side laps of the first ply by half a sheet's width. Any "Fishmouths" or wrinkles in the fabric need to be cut out and detailed.

**RT250 - Additional Product Information and Components**



**Black Pearl Primer Adhesive**

**Black Pearl Butyl Tape**

**Ram Protection Course (Ram 203,306,306FR)**

**BUTYL OR POLYURETHANE SEALANT**  
Ram Mastic, Keene Seal or Liquid Flash 100

**RamDrain Drainage Mat**



**THE BARRETT COMPANY**

www.BarrettRoofs.com  
☎: 1-800-647-0100

DRAWN BY: <b>LDS</b>	SYSTEM: <b>BLACK PEARL</b>
DATE: <b>12.02.2024</b>	CATAGORY: <b>WA</b> WATERPROOFING ASSEMBLY
DETAIL NAME: <b>UN-INSULATED PARKING DECK ASSEMBLY</b>	DETAIL #: <b>BP-WA-01</b>