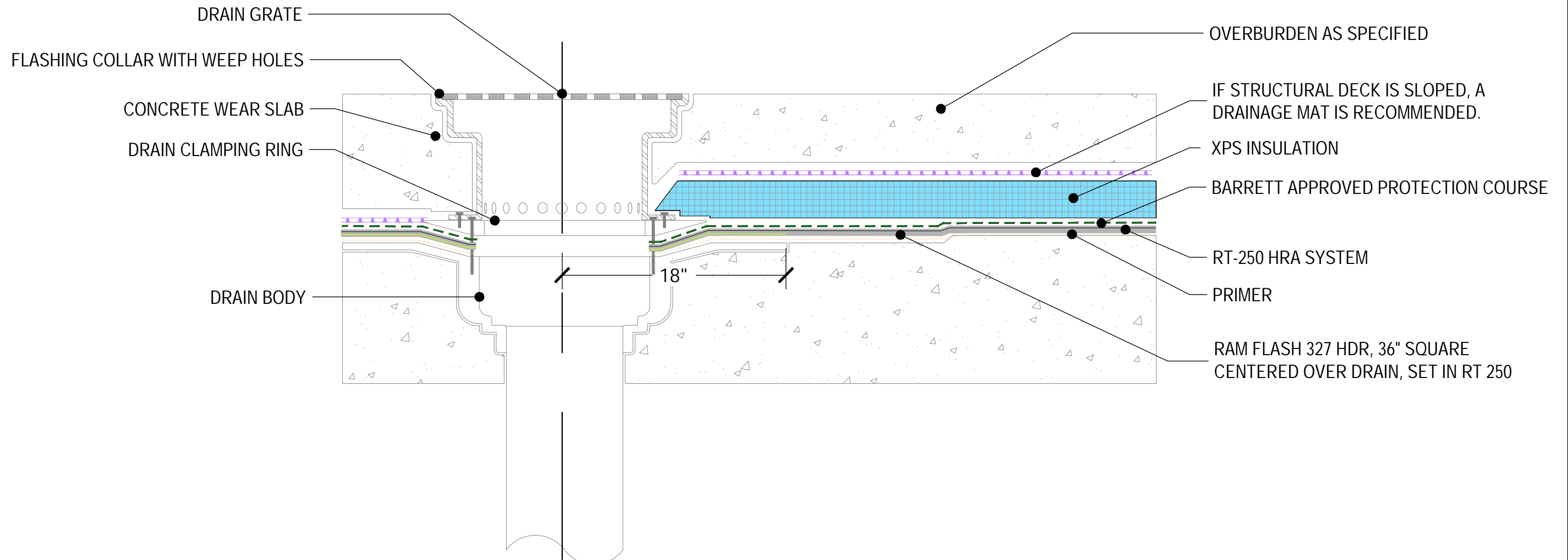


NON-INSULATED

INSULATED



PREP

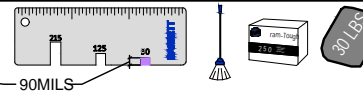
CONCRETE DECKS MUST BE MADE REASONABLE SMOOTH, DRY, FREE OF DIRT, LAITANCE, CURING AGENTS, DEBRIS AND OTHER CONTAMINANTS.

PRIME

PRIME MASONRY/CONCRETE SURFACES AND ALLOW TO DRY BEFORE INSTALLING THE FLASHING SYSTEM.

RT250 - System Information

RT-250 HRA- 90 mils (min.)

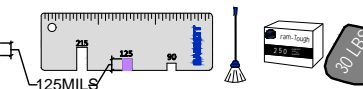


Starting at the low points of the deck, apply a base coat of RamTough 250 no less than 90 mils thick and approximately 44" wide.

PolyFelt 125 VP Reinforcement

While still hot, install one ply of PolyFelt 125 VP reinforcement fabric into the RamTough 250. Standing off to the side, use a broom or squeegee to press the fabric into the hot bitumen

RT- 250 HRA -125 mils (min.)



After the base coat of waterproofing and reinforcement have been completed, apply a top coat of RamTough 250, applied at a minimum thickness of 125 mils.

RT250 - Additional Product Information and Components

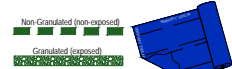
Ram Tough Primer/
Surface Conditioner



Ram Flash 327 HDR



Ram Protection Course
(Ram 203,306,306FR)



BUTYL OR POLYURETHANE SEALANT
Ram Mastic, Keene Seal or Liquid Flash 100



RamDrain Drainage Mat



www.BarrettRoofs.com
: 1-800-647-0100

DRAWN BY:	LDS	SYSTEM:	RT-250
DATE:	7.16.2024	CATAGORY:RD	ROOF DRAIN Topping Slab
DETAIL NAME:	PLAZA DECK DRAIN PROFILE	DETAIL #:	RT250-RD-02